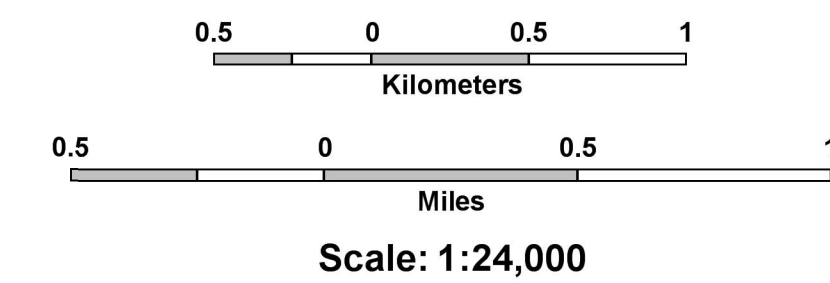


Candidate Areas for Updated Designation in the San Gabriel Valley Production District, Los Angeles County, California


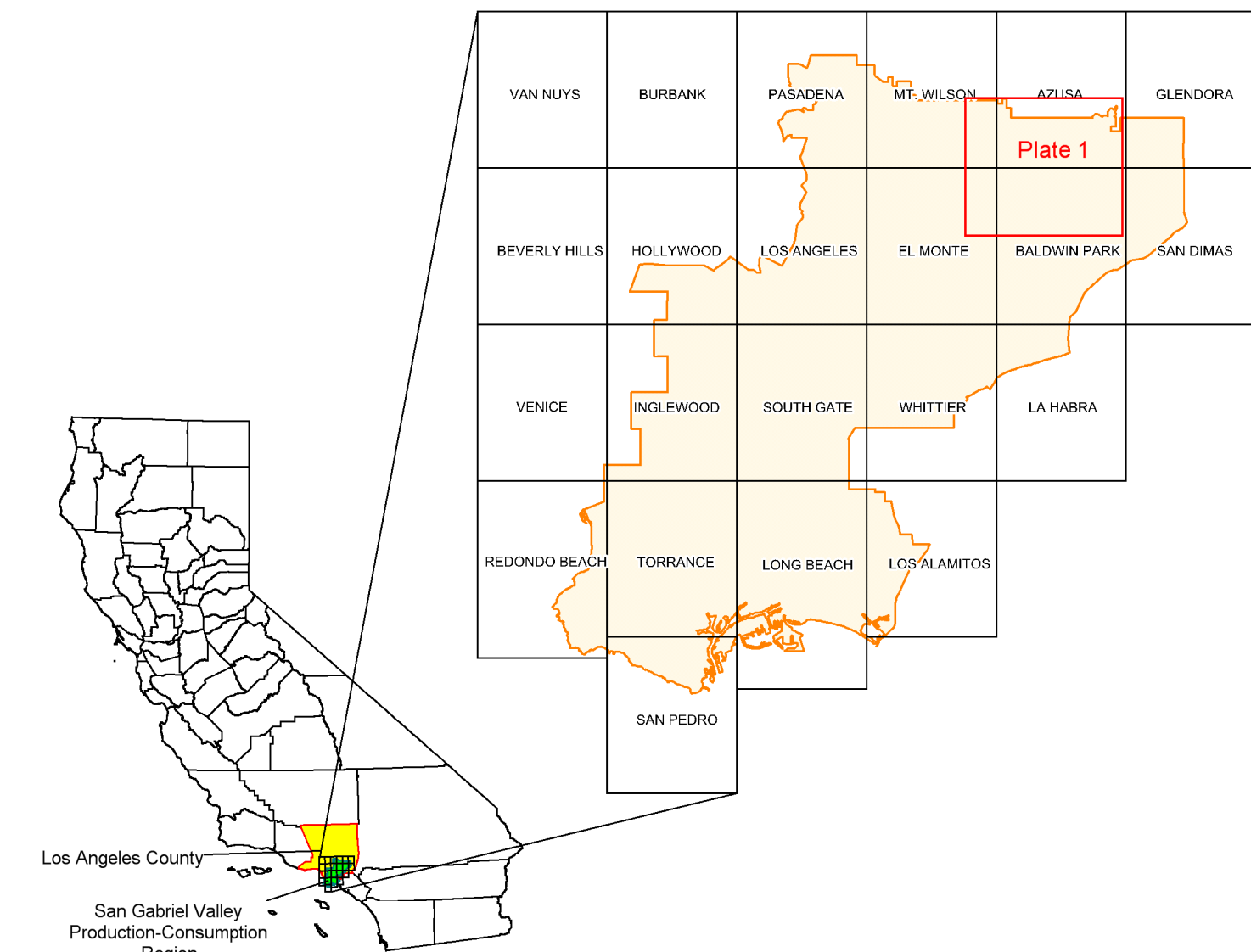
By
Susan Kohler
(PG 3792)

2011



LEGEND

- Boundary of San Gabriel Valley Production-Consumption Region.
- Sectors designated by the State Mining and Geology Board (1984) as containing regionally significant PCC-grade aggregate resources.
- New sectors - Candidates for Designation.
- Areas within Sectors with Land Uses Incompatible with Mining.



Copyright © 2011 by the California Department of Conservation.
All rights reserved. No part of this publication may be reproduced
without written consent of the California Department of Conservation.

The California Department of Conservation makes no warranties
as to the suitability of this product for any particular purpose.

Map Sources (Digital GIS Layers):

7.5-Minute Topographic Quadrangles: U.S. Geological Survey

California Geological Survey Web Site: <http://www.consrv.ca.gov/cgs/>

GIS Development and Map Layout by Milton Fonseca

Version 01
January 2011